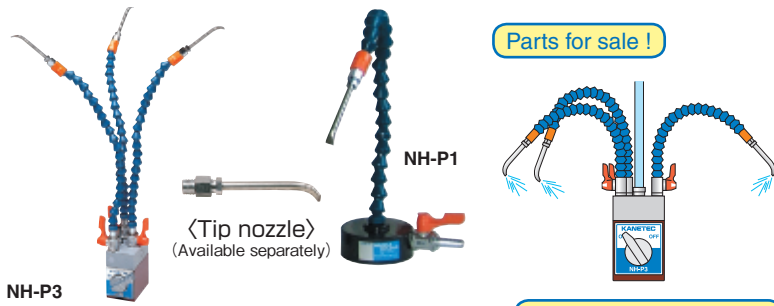



Model NH MAGNETIC TYPE NOZZLE HOLDER



Parts for sale !

<Tip nozzle>
(Available separately)

An example of mounting



Bendable freely !

[Application]

This holder is designed for holding a nozzle(s) at the end of cutting oil hose on machine tools. This can also be used to remove by injecting cutting liquid chips and particles produced during electric discharging.

[Features]

- Compared with conventional product, flexibility is extremely improved.
- Flexible part can be universally bent (NH-M1,M3)
- By adopting metal made flexible part, stable holding position is maintained even when providing high pressure air or a large amount of liquid.
- In addition, it is strong against damage by heat caused by cut particle when milling. Its durability is improved (NH-M1,M3).
- Strong holding power enables the holder to be installed at any position.
- A flexible hose enables the nozzle tip to be positioned at any position and angle.
- The employment of a cock allows flowrate adjustment.
- The adjustable hose can be adjusted in length by removing or adding joints.

Model	Holding Power	Base Size	Inlet Dia	Hose Length	No. of Outlets	Mass
NH-P1	250N (25kgf)	φ 70 (2.75) × 27 (1.06)	φ 9 (0.35)	390 (15.3)	1	0.95kg/2.1 lb
NH-P3	500N (50kgf)	48 (1.89) × 75 (2.95) × 54 (2.12)		420 (16.5)	3	1.65kg/3.6 lb
NH-M1	245N (25kgf)	φ 70 (2.75) × 31 (1.22)		400 (15.7)	1	0.9kg/1.9 lb
NH-M3	490N (50kgf)	48 (1.89) × 75 (2.95) × 54 (2.12)		400 (15.7)	3	1.9kg/4.1 lb

※limit of air in use : For adjustable hose (NH-P1,P3) : 0.34MPa in Air pressure, 0.2MPa in liquid pressure.
For metal Flexible hose ; less than 0.6MPa (limit of flue in use: less than 10Liter/minute). However, depending of release angle, there may be a case where position of a hose can vary by its spouting pressure even though it is within the limit.
In such a case, please reduce the flowing amount.
※The hose length includes the stainless steel nozzle part (70 mm) at the tip.
※The holding power applies to SS400, thickness 10 mm and ground surface.
※Magnet section of NHP and NH-M is the same, therefore the upper unit is common when mounting.

NH-M1 An example of mounting

Model MDR MAGNETIC DRESSER



Holding Power
800N

Dresser is not included.

[Application]


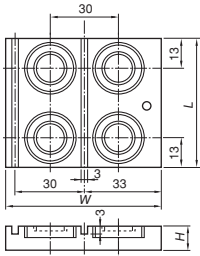
Used for dressing grinding wheels. The dresser can be held firmly on a powerful magnetic holder base. Set-up is easy.

[Features]

- The magnetic force can be turned on and off with the lever to facilitate mounting and dismounting on the machine table. (For setting on a magnetic chuck, power OFF the chuck and power ON this Dresser.)
- The dresser can be mounted to any angle.
- The dresser mounting clamp can be secured to either the side or the top of the magnetic holder base. (The photo shows the clamp mounted on the side.)

Model	Holding Power	Dimensions			Dresser Shaft Dia	Mass
		Width	Length	Height		
MDR-1C	800N (80kgf)	50 (1.96)	58.5 (2.30)	55 (2.16)	φ 11 (0.43) and φ 12 (0.47)	1.2kg/2.64 lb

Model MP MAGPAD*



Use M5 screws to detach the Magpad

[Application]

The Magpad is a device to prevent wire breakage by heat due to aerial discharge. It protects wire electrodes of wire electric discharge machines from separation of cooling liquid which is likely to occur at the start of discharging.

This Magpad can also be used to prevent dislocation or dropping of cut workpieces at the start or end of cutting.

[Features]

- The Magpad is made of transparent acrylic plate incorporating powerful magnets. Having a strong holding power, it enables setting wire while monitoring its position.
- No mechanical clamp is required. Attaching and detaching can be done efficiently and without a fear of damaging workpieces.
- Various models are available to suit any workpiece configuration.
- There is no possibility of rusting and the magnetic force is semi-permanent. The Magpad withstands repeated use and therefore is very economical.

Model	Holding Power	Dimensions			Mass
		Width	Length	Height	
MP-1	80N (8kgf)	66 (2.59)	26 (1.02)	9 (0.35)	35g/0.07 lb
MP-2	200N (20kgf)		56 (2.20)		70g/0.15 lb
MP-3	250N (25kgf)		86 (3.38)		110g/0.24 lb

※The holding power applies to SS400, thickness 20 mm and ground surface.

ELECTROMAGNETIC CHUCKS
CHUCK CONTROLLERS
PERMANENT MAGNETIC CHUCKS
PERMANENT ELECTROMAGNETIC CHUCKS
BLOCKS FOR MC
VACUUM CHUCKS
PROMELTA SYSTEM
SINE BAR CHUCKS
MAGNETIC BLOCKS
WORKING TOOLS
MEASURING TOOL HOLDERS
MAGNETIC HOLDERS
MAGNETIC TOOLS